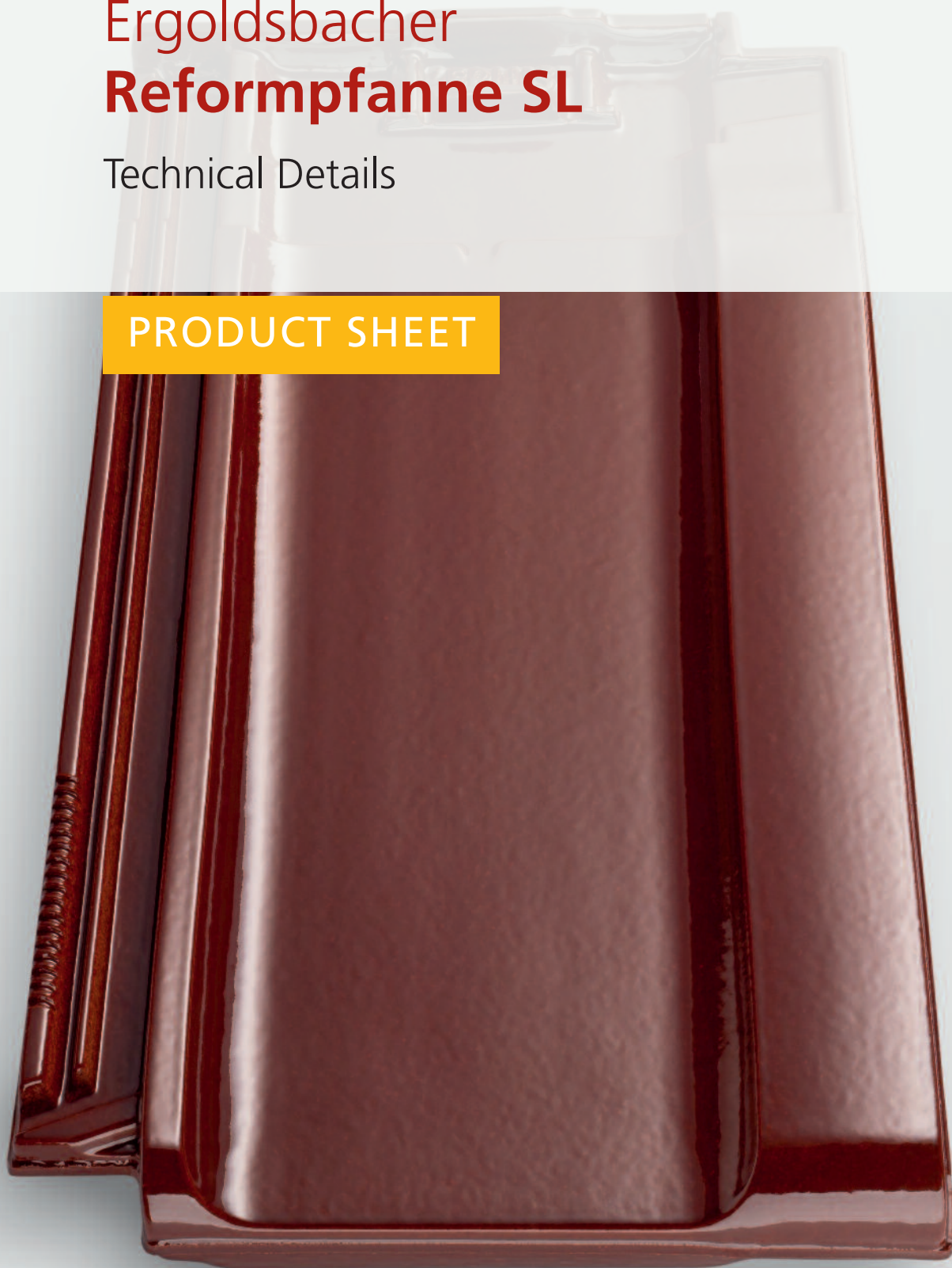


Ergoldsbacher **Reformpfanne SL**

Technical Details

PRODUCT SHEET



ERLUS 

Quality made in Germany

Ergolsbacher Reformpfanne SL – timeless, linear and useable in many different ways

The clear lines of the Ergolsbacher Reformpfanne SL are timeless. That's why it harmonises with many different types of building and architecture. This slidable pantile is very suitable for renovations. The variable gauge range of 33.5 to 36.5 cm means that it can be ideally adapted to fit existing roofs. And the Ergolsbacher Reformpfanne SL can also add a striking visual note, particularly in modern structures without a roof overhang.





Technical data

Size:

Gauge:

Average cover width:

Quantity required per m²:

Weight per m² in accordance with DIN 1055 incl. battens:

Real weight without battens:

Pallet capacity:

Pallet weight:

Bundle capacity:

Hail resistance class:

Gauge class:

approx. 26,0 x 43,0 cm

approx. 33,5 - 36,5 cm

approx. 22,4 cm

approx. 12,2 - 13,3 tiles

approx. 0,55 kN/m²

approx. 44 kg/m²

224 tiles

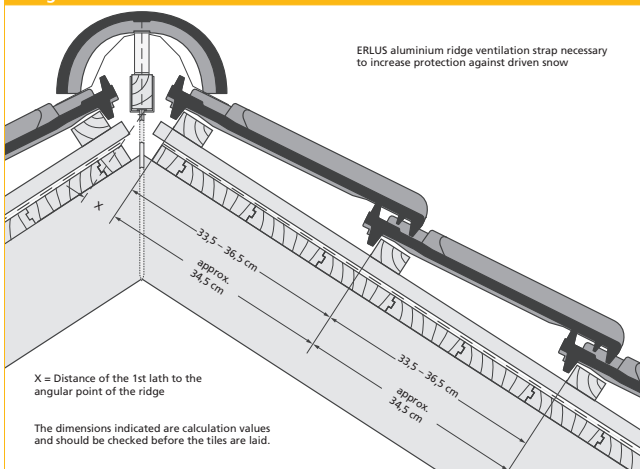
approx. 870 kg

4 tiles

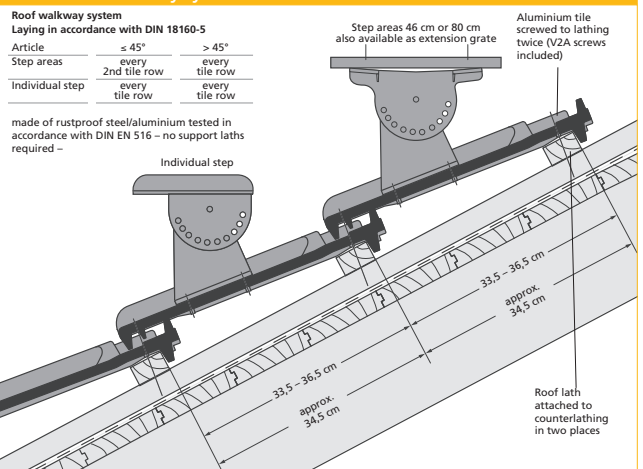
4

34,0 cm

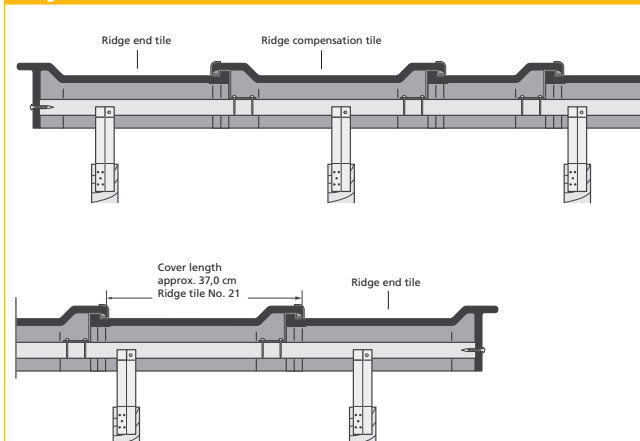
Ridge tile No. 21 in combination with standard tiles



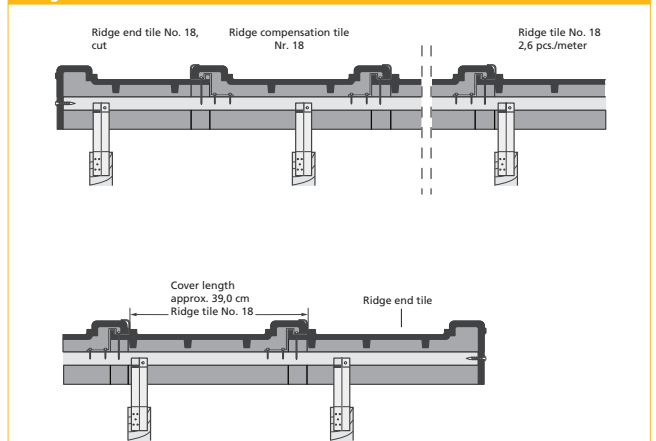
ERLUS roof walkway system



Ridge tile No. 21



Ridge tile No. 18



X (distance) in mm

Distance between the 1st lath and the angular point of the ridge ¹⁾

Roof pitch in °	10	15	20	25	30	35	40	45	50	55	60
Ridge tile No. 15	75	70	65	60	60	55	65	50	80	—	—
Ridge ventilation tile No. 15	75	75	70	65	65	60	60	—	—	—	—
Ridge tile No. 17	75	70	65	60	60	55	65	50	60	—	—
Ridge ventilation tile No. 17	75	70	65	65	60	60	65	—	—	—	—
Ridge tile No. 18	60	55	50	45	40	40	40	40	35	35	45
Ridge ventilation tile No. 19	60	55	50	45	40	40	40	40	—	—	—
Ridge tile No. 21	60	55	50	45	40	40	35	35	35	25	25

1) with aluminium ridge ventilation strap

Assignment of additional measures for the Ergoldsbacher Reformpfanne SL

According to the Central Association of German Roofers' pamphlet on sub-roofs, sub-coverings and under-bracings, and the basic regulations of the Roofers' Guild, regular roof pitch 25°, minimum roof pitch 10°, according to the generally accepted rules of technology.

Increased demands due to

Use: of the attic level, especially for residential purposes (residential use equals two increased demands)

Construction: special roof shapes (e.g. butterfly roof), long spar lengths (longer than 10 meters), heavily structured roof shapes (e.g. due to valleys, gables, etc.)

Climate situation: exposed locations, extreme locations, areas with a lot of snow, special weather situations, areas with a lot of wind

Technical installations: On-roof or in-roof systems, air-conditioning systems, antenna systems, roof access systems, rooflight/skylight systems, snow guard systems, etc.

Classification

Class 1: Waterproof sub-roof (1.1.)

Class 2: Rainproof sub-roof (1.2.)

Class 3: Seam and perforation secured under-bracing (2.1.)
Seam and perforation secured sub-covering (3.1.)

Class 4: Welded or glued sub-covering (2.2.)
Coated under-bracing made of strips of bitumen (2.3.)
Seam-secured sub-covering (3.2.)

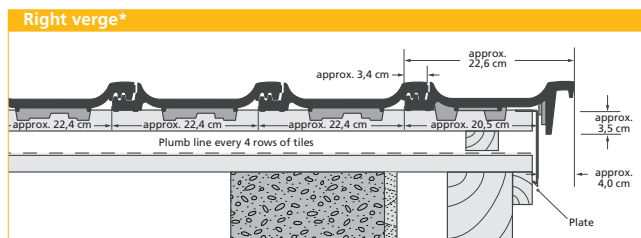
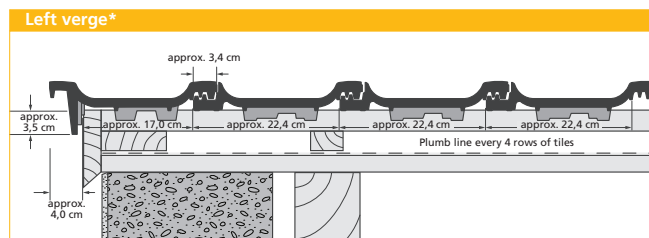
Class 5: Overlapped / tongue in groove sub-covering (2.4.)

Class 6: Under-bracing (3.3.)

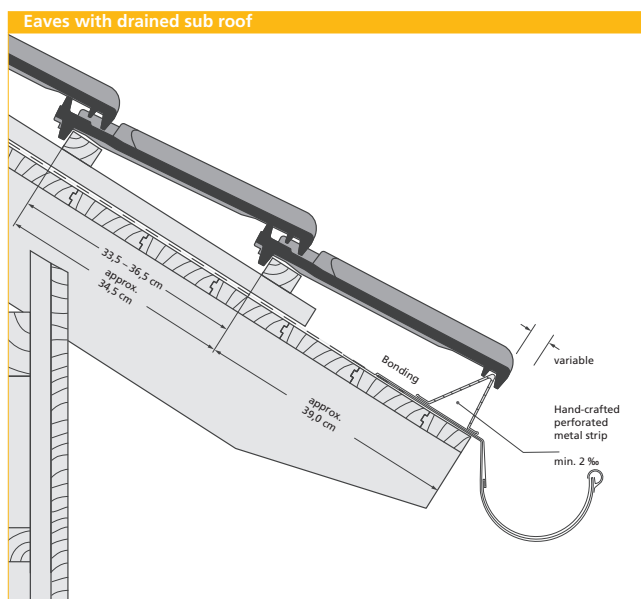
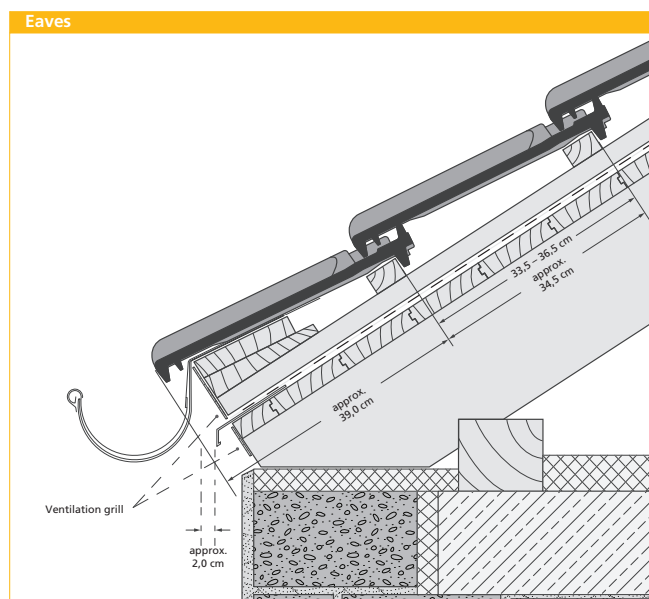
Definition of sub-roof's type to use

Roof pitch	No further increased demands*	One further increased demand*	Two further increased demands*	Three further increased demands*
≥ 25°	Class 6	Class 6	Class 5	Class 4
From < 25° to ≥ 21°	Class 4	Class 4	Class 3	Class 3
From < 21° to ≥ 17°	Class 3	Class 3	Class 3	Class 3*
From < 17° to ≥ 13°	Class 2	Class 2	Class 1	Class 1
From < 13° to ≥ 10°	Class 1	Class 1	Class 1	Class 1

* The additional measures listed in the table are minimum measures under consideration of Table 1 in the pamphlet on sub-roofs, sub-coverings and under-bracings. Sub-covering panels are to be assigned according to the classification in the pamphlet on sub-roofs, sub-coverings and under-bracings. Increased demands make up categories according to chapter 1.1.3. Further increased demands can arise out of the weighting within a category according to 1.1.3. For example, climate situations can result in several increased demands. Only permitted if the manufacturer provides proof of the functionality and safety of the products used, including accessories (sealing tapes, sticky tapes, sealing compounds, pre-assembled seam securing, etc.), as part of a deluge test and 24-hour rain test on a roof pitch of 15°. Otherwise, the next class up is to be selected. Any limitations noted by the manufacturer are to be taken into account. See the product data information sheet for instructions regarding protection against perforation. These can be used for classes 3 to 6.



* The screw hole in the verge on low-pitched roofs should be permanently sealed (e.g. using plumbing screws)



Plans above are not drawings to scale. To help with planning, you can download all the drawings as CAD drawings from the Internet at www.erlus.com. We recommend using an eaves flashing.



Natural red



Red



Copper brown



Brazil brown



Anthracite



Basalt grey



Burgundy

Like all Ergoldsbacher clay roof tiles, the **Ergoldsbacher Reformpfanne SL** exceeds the quality requirements set out in the DIN EN 1304 roof-tile norm. Ergoldsbacher roof tiles are natural building materials through and through. This is also evident from the fact that the individual tiles display slight variations in colour.

Given that the regulations and roofing traditions vary throughout Europe, our manufacturer's instructions should be given priority when you lay the tiles. Additional measures for wind protection should generally be carried out in accordance with current local regulations.

The sizes and weights given are nominal values. Owing to changes in the raw materials and varying shrinkage characteristics, it is not always possible to prevent deviations. It is therefore advisable to check the dimensions of the roof before laying the tiles.

Occasional imperfections are an inherent part of the production/transportation process and do not affect the quality of the roof tiles..



Standard tile



Verge tile
left



Verge tile
right



Ventilation tile ¹⁾



Hip cap



Ridge tile No. 15



Ridge ventilation tile No. 15 ²⁾



Ridge tile No. 18



Ridge ventilation tile No. 19 ²⁾



Ridge tile No. 21



Aluminium
sanitary ventilator ^{3) 4)}



Aluminium solar
outlet ^{4) 5)}



Aluminium solar
panel holder ⁴⁾



Aluminium aerial ⁴⁾

1) Ventilation cross section 33 cm²
2) Recommended for a fully ceramic roof ventilation system
with rafters up to 10 m in length
3) ø 125 mm, Ventilation cross section = 122 cm²
4) With basic tile
5) ø 58 mm

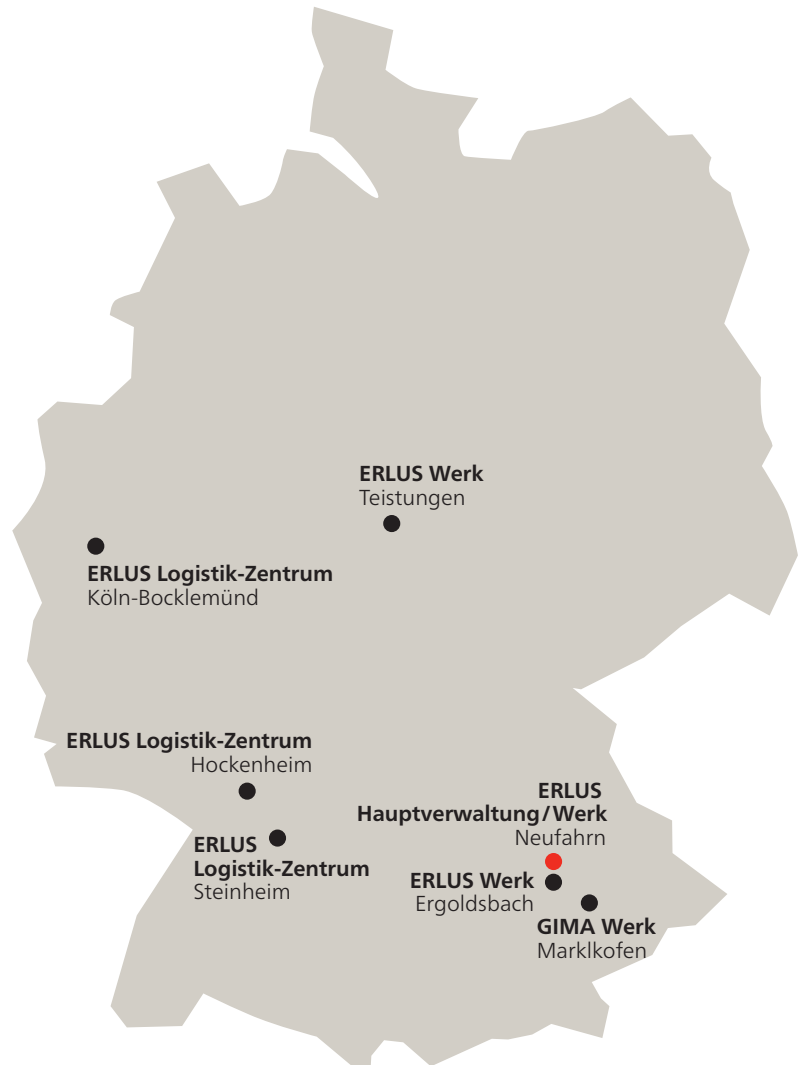
The following accessories are also available:

- ERLUS Aluminium roof walkway system (coated)
- ERLUS Aluminium snow-guard system (coated)
- Ceramic thermal exhaust gas through tile
- ERLUS Universal storm clips in accordance with DIN EN 14437
- Ridge clips

**You can find the whole available accessories under
www.erlus.com/reformsl/lieferprogramm**

ERLUS AG

Hauptstraße 106
84088 Neufahrn/NB
T 08773 18-0
F 08773 1849300
info@erlus.com
www.erlus.com



Only the colour of the original roof tiles is guaranteed. True reproduction of colours cannot be guaranteed in print!

This brochure is a translation from the German language. Since differences may occur due to language-based interpretation, we explicitly indicate that only the original German content is binding. When in doubt, the DIN EN 1304 regulation shall always apply.

This brochure was last updated in May 2019.

Copyright notice © ERLUS AG 2019. All rights reserved. These documents are protected by copyright. They may not be reproduced, modified, distributed in any form or way or saved in a database or other data storage system – either in full or in part – without the prior consent of ERLUS AG. Any use of these documents without prior consent shall count as a breach of the relevant copyright regulations.